

SIXTH FORM DRESS CODE

Great importance is attached to a smart appearance and students are expected to always wear correct Sixth Form dress. The dress code for all students is based on **formal wear** and allows students to maintain individuality. Student dress is important in order to nurture a smart and purposeful learning environment, whilst also providing role models for younger students.

All students **must wear a jacket** and choose from:

- Formal trousers paired with shirt and tie
- Formal skirt/trousers paired with a blouse/plain jumper/smart top
- Formal dress

Additional guidance:

- Skirt and dress must be below the fingertips when standing
- Plain jumpers/cardigans/plain knitted jumpers without logos are permitted over a shirt and tie/blouse, **in addition** to the jacket/tailored blazer/suit jacket
- Backs and shoulders must be covered at all times
- Shoes or boots must be formal (e.g. brogues, small heeled shoes, flat shoes or Dr Marten type shoes). Shoes or boots should be of a dark neutral colour. e.g. black, brown or dark grey. If worn, sandals need to be strapped to the ankle.
- Students are not permitted to wear coats during lessons or assemblies
- Tattoos must be covered
- Ear piercings are allowed as is a single nose stud
- Hair must be of a natural colour – if dyed it must resemble a natural hair colour
- Lanyards must be worn at all times whilst on the school site. A charge will be made for a replacement lanyard.

Clothes/items that are **not permitted**:

- Tops with thin straps, unless covered by jumper/cardigan
- T-shirts or Polo shirts
- No tops which expose the midriff
- No low cut neck lines or off the shoulder tops
- No overt logos on any items of clothing
- No figure-hugging materials
- Joggers, hoodies, leggings, cargo trousers, shorts, legwarmers or sweatpants
- Denim or any leather-type clothing
- Over the knee socks or fish-net style tights
- Casual footwear: trainers, flip-flops, canvas shoes and boots (e.g. Vans, Converse type)
- No sweatshirts/athletic brands
- No eyebrow piercings, ear tunnels, tapers or septum piercing

Please note that this list is not exhaustive

Websites and shops recommended by our sixth formers for high quality, yet fashionable, business attire: H&M, ASOS, M&S, Next, New Look, Primark, Depop/Vinted

Where a student is in any doubt over the suitability of any item of clothing, or aspect of the Sixth Form Dress Code, they are strongly advised to take the advice of a member of the Sixth Form Team before making a purchase

SIXTH FORM DRESS CODE

Non-Compliance

Students must inform their tutor, either during tutor time or via email of any legitimate changes to their dress that may result in a breach of the dress code (e.g. due to a sports-related injury).

First Breach:

Tutor or member of staff to email Pastoral Manager

A warning will be issued to the student by the Tutor.

The incident will be logged centrally by the Sixth Form Team.

Second Breach:

The Head of Year will contact home via letter.

The incident will be logged centrally by the Sixth Form Team.

Repeated or Serious Breaches:

Students will be referred to the Head of Sixth Form for a decision and formal sanctions, in line with the school's behaviour policy.

Possible sanctions include:

- Being required to change into alternative clothing provided by the school
- Removal of Sixth Form privileges
- Placement in SFC3, SFC2, or Isolation
- Being sent home to change

Sixth Form Dress Code Photographs



Formal trouser suit paired with shirt and tie

SIXTH FORM DRESS CODE



Summer
dress hot
weather

SIXTH FORM DRESS CODE




Jacket with trousers, skirt or dress

SIXTH FORM DRESS CODE




Skirt or Dress must
be below fingertips



SIXTH FORM DRESS CODE



Jeans and
trainers **not**
acceptable



SIXTH FORM DRESS CODE



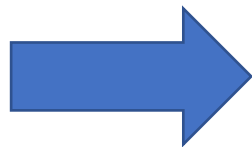

Strappy top not acceptable

Fingertips below bottom of skirt, skirt too short

SIXTH FORM DRESS CODE



Canvas shoes **not** acceptable



Acceptable shoes

